


INTRODUCTION TO RANGER LIFE SAVER



RLS LEVEL 1
ALL SCOUTS / RANGERS

MEDIC
SELECTED PERSONNEL

Welcome to the

RANGER LIFE SAVER COURSE

- RLS is recommended for all scouts / rangers.
- This evidence-based training is designed to address preventable deaths caused by animal attack (large cats, hyena) and confrontations with violent suspects.
- RLS covers a time of max. 2 hrs. between injury and delivery to a hospital.

As a scout or ranger, we have a duty to assist community members and our fellow rangers in case of an injury. Invest fully in this course. Lives will be saved!

OBJECTIVE

By the end of this course you will know the fundamental principles of

RANGER LIFE SAVER

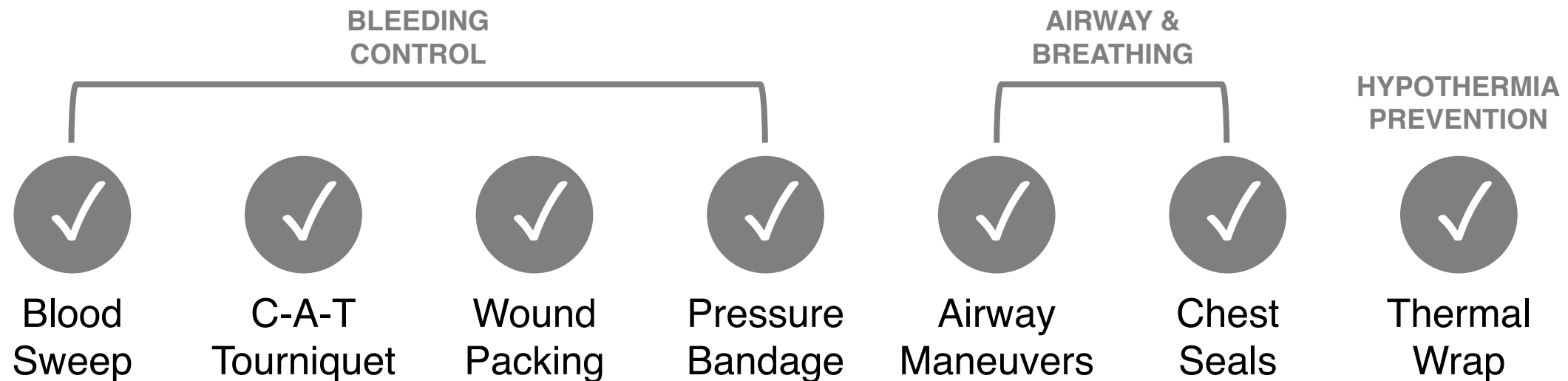
and be able to perform

7 LIFESAVING SKILLS

at a basic level

LEARNING OBJECTIVES

By the end of this course you will understand the principles of treating an injured person in the field, and you must be able to perform 7 lifesaving skills:

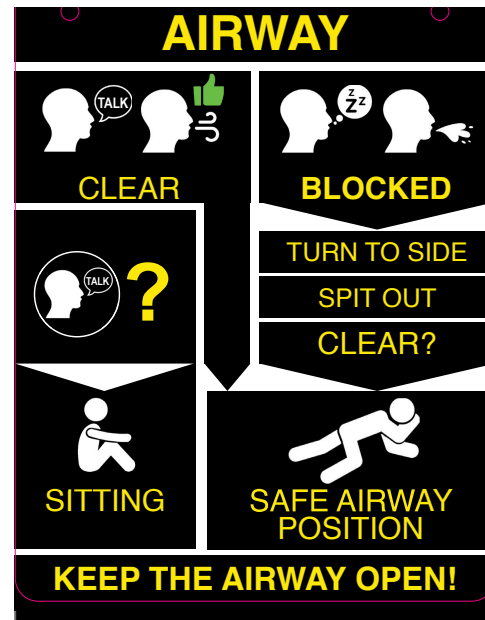




THE RANGER LIFE SAVER KIT

Provided as part of the Ranger
Life Saver training

THE RANGER LIFE SAVER PROTOCOL



THE RANGER LIFE SAVER PROTOCOL GUIDES YOU THROUGH THE ASSESSMENT AND TREATMENT OF A CASUALTY.

COMPETENCY

You must demonstrate competency for
Ranger Life Saver

There is no formal, written examination



Using the
**RANGER
LIFE SAVER
KIT**

following the...

**RANGER LIFE SAVER
PROTOCOL**

... and providing

**LIFE SAVING
SKILLS**



YOU can

SAVE A LIFE!



YOUR JOB as a Ranger Life Saver is to
TAKE ACTION

PROVIDE
7 LIFESAVING SKILLS
until medical personnel
arrive at the scene

COMMUNICATE and
call for assistance

ASSIST with
evacuation

KEEP LEARNING

Use the LEAD Ranger website to access training materials and instructional videos to keep your knowledge and skills up to date.

my.leadranger.org

